

MOKOKCHUNG COLLEGE OF TEACHER EDUCATION

(ENROLMENT & RESULTS STATISTICS)

2012-TILL DATE



**Academic Session
2012-13 (1 Year B.Ed Course)**

• **ENROLLMENT**

No. of Male	No. of Female	Total
26	34	60

IN-SERVICE	PRE-SERVICE	Total
28 (Male-19-, Female-9)	32 (Male-6, Female-26)	60

• **DROPPED**

Semester	IN-SERVICE	PRE-SERVICE	Total
1 st	2 (Male-1, Female-1)	2 (Male-1, Female-1)	4
2 nd	1 (Male)	0	1

• **RESULT**

SEMESTER	PASS PERCENTAGE
1 st Semester	82.14%
2 nd Semester	81.81%

• **APPEARED**

SEM	APPEARED (IN-SERVICE)		TOTAL (A)	APPEARED (PRE-SERVICE)		TOTAL (B)	TOTAL (A+B)
	Male	Female		Male	Female		
1 st Sem	18	8	26	6	24	30	56
2 nd Sem	17	8	25	6	24	30	55

• **PASSED**

SEM	PASSED (IN-SERVICE)		TOTAL (A)	PASSED (PRE-SERVICE)		TOTAL (B)	TOTAL (A+B)
	Male	Female		Male	Female		
1 st Sem	13	5	18	4	24	28	46
2 nd Sem	12	5	17	4	24	28	45



ACADEMIC SESSION
2013-14 (1 Year B.Ed Course)

• **ENROLLMENT**

No. of Male	No. of Female	Total
30	40	70

IN-SERVICE	PRE-SERVICE	Total
37 (Male-25, Female-12)	33 (Male-5, Female-28)	70

• **DROPPED**

Semester	IN-SERVICE	PRE-SERVICE	Total
1 st	-	-	0
2 nd	1 (Male)	0	1

• **RESULTS**

SEMESTER	PASS PERCENTAGE
1 st Semester	87.14%
2 nd Semester	86.96%

• **APPEARED**

SEM	APPEARED (IN-SERVICE)		TOTAL (A)	APPEARED (PRE-SERVICE)		TOTAL (B)	TOTAL (A+B)
	Male	Female		Male	Female		
1 st Sem	25	12	37	5	28	33	70
2 nd Sem	24	12	36	5	28	33	69

• **PASSED**

SEM	PASSED (IN-SERVICE)		TOTAL (A)	PASSED (PRE-SERVICE)		TOTAL (B)	TOTAL (A+B)
	Male	Female		Male	Female		
1 st Sem	19	11	30	4	27	31	61
2 nd Sem	18	11	29	4	27	31	60



ACADEMIC SESSION
2014-15 (1 Year B.Ed Course)

• **ENROLLMENT**

No. of Male	No. of Female	Total
26	48	74

IN-SERVICE	PRE-SERVICE	Total
39 (Male-22, Female-17)	35 (Male-4, Female-31)	74

• **DROPPED**

Semester	IN-SERVICE	PRE-SERVICE	Total
1 st	-	-	-
2 nd	-	-	-

• **RESULTS**

SEMESTER	PASS PERCENTAGE
1 st Semester	98.65%
2 nd Semester	98.65%

• **APPEARED**

SEM	APPEARED (IN-SERVICE)		TOTAL (A)	APPEARED (PRE-SERVICE)		TOTAL (B)	TOTAL (A+B)
	Male	Female		Male	Female		
1 st Sem	22	17	39	4	31	35	74
2 nd Sem	22	17	39	4	31	35	74

• **PASSED**

SEM	PASSED (IN-SERVICE)		TOTAL (A)	PASSED (PRE-SERVICE)		TOTAL (B)	TOTAL (A+B)
	Male	Female		Male	Female		
1 st Sem	22	16	38	4	31	35	73
2 nd Sem	22	16	38	4	31	35	73



**ACADEMIC SESSION
2015-17 (2 Years)**

• **ENROLLMENT**

No. of Male	No. of Female	Total
28	48	77

IN-SERVICE	PRE-SERVICE	Total
27 (Male-19, Female-8)	50 (Male-10, Female-40)	77

- 1st Semester : 77
- 2nd Semester : 76
- 3rd Semester : 76
- 4th Semester : 76

• **DROPPED**

Semester	IN-SERVICE	PRE-SERVICE	Total
1 st	-	-	-
2 nd	1 (Male-1)	-	1
3 rd	-	-	-
4 th	-	-	-

• **RESULTS**

SEMESTER	PASS PERCENTAGE
1 st Semester	83.12%
2 nd Semester	92.10%
3 rd Semester	97.37%
4 th Semester	88.16%

• **APPEARED**

SEM	APPEARED (IN-SERVICE)		TOTAL (A)	APPEARED (PRE-SERVICE)		TOTAL (B)	TOTAL (A+B)
	Male	Female		Male	Female		
1 st Sem	19	8	27	10	40	50	77
2 nd Sem	18	8	26	10	40	50	76
3 rd Sem	18	8	26	10	40	50	76
4 th Sem	18	8	26	10	40	50	76

• **PASSED**

SEM	PASSED (IN-SERVICE)		TOTAL (A)	PASSED (PRE-SERVICE)		TOTAL (B)	TOTAL (A+B)
	Male	Female		Male	Female		
1 st Sem	13	8	21	8	35	43	64
2 nd Sem	14	8	22	10	38	48	70
3 rd Sem	17	8	25	10	39	49	74
4 th Sem	15	7	22	7	38	45	67



**ACADEMIC SESSION
2016-18 (2 Years)**

• **ENROLLMENT**

No. of Male	No. of Female	Total
11	40	51

IN-SERVICE	PRE-SERVICE	Total
-	51 (Male-11, Female-40)	51

- 1st Semester : 51
- 2nd Semester : 50
- 3rd Semester : 50
- 4th Semester : 50

• **DROPPED**

Semester	IN-SERVICE	PRE-SERVICE	Total
1 st	-	1 (Female-1)	1
2 nd	-	-	-
3 rd	-	-	-
4 th	-	-	-

• **RESULTS**


SEMESTER	PASS PERCENTAGE
1 st Semester	82%
2 nd Semester	92%
3 rd Semester	96%
4 th Semester	94%

• **APPEARED**

SEM	APPEARED (IN-SERVICE)		TOTAL (A)	APPEARED (PRE-SERVICE)		TOTAL (B)	TOTAL (A+B)
	Male	Female		Male	Female		
1 st Sem	-	-	-	11	39	50	50
2 nd Sem	-	-	-	11	39	50	50
3 rd Sem	-	-	-	11	39	50	50
4 th Sem	-	-	-	11	39	50	50

• **PASSED**

SEM	PASSED (IN-SERVICE)		TOTAL (A)	PASSED (PRE-SERVICE)		TOTAL (B)	TOTAL (A+B)
	Male	Female		Male	Female		
1 st Sem	-	-	-	6	35	41	41
2 nd Sem	-	-	-	8	38	46	46
3 rd Sem	-	-	-	11	37	48	48
4 th Sem	-	-	-	10	37	47	47



**ACADEMIC SESSION
2017-19 (2 Years)**

• **ENROLMENT**

No. of Male	No. of Female	Total
26	41	67

IN-SERVICE	PRE-SERVICE	Total
27 (Male-14, Female-13)	40 (Male-12, Female-28)	67

- 1st Semester : 67
- 2nd Semester : 65
- 3rd Semester : 65
- 4th Semester : 65

• **DROPPED**

Semester	IN-SERVICE	PRE-SERVICE	Total
1 st	-	-	-
2 nd	1 (Female-1)	1 (Female-1)	2
3 rd	-	-	-
4 th	-	-	-

• **RESULTS**

SEMESTER	PASS PERCENTAGE
1 st Semester	98.51%
2 nd Semester	80%
3 rd Semester	92.31%
4 th Semester	92.31%

• **APPEARED**

SEM	APPEARED (IN-SERVICE)		TOTAL (A)	APPEARED (PRE-SERVICE)		TOTAL (B)	TOTAL (A+B)
	Male	Female		Male	Female		
1 st Sem	14	13	27	12	28	40	67
2 nd Sem	14	12	26	12	27	39	65
3 rd Sem	14	12	26	12	27	39	65
4 th Sem	14	12	26	12	27	39	65

• **PASSED**

SEM	PASSED (IN-SERVICE)		TOTAL (A)	PASSED (PRE-SERVICE)		TOTAL (B)	TOTAL (A+B)
	Male	Female		Male	Female		
1 st Sem	13	13	26	12	28	40	66
2 nd Sem	11	10	21	8	23	31	52
3 rd Sem	12	11	23	11	26	37	60
4 th Sem	12	11	23	11	26	37	60



**ACADEMIC SESSION
2018-20 (2 Years)**

• **ENROLMENT**

No. of Male	No. of Female	Total
28	28	56

IN-SERVICE	PRE-SERVICE	Total
25 (Male-20, Female-5)	31 (Male-8, Female-23)	56

- 1st Semester : 56
- 2nd Semester : 56
- 3rd Semester : 55
- 4th Semester : 53

• **DROPPED**

Semester	IN-SERVICE	PRE-SERVICE	Total
1 st	-	-	-
2 nd	1 (Male-1)	-	1
3 rd	1 (Female-1)	1 (Female-1)	2
4 th	-	-	-

• **RESULTS**

SEMESTER	PASS PERCENTAGE
1 st Semester	41.07%
2 nd Semester	70.90%
3 rd Semester	86.79%
4 th Semester	81.13%

• **APPEARED**

SEM	APPEARED (IN-SERVICE)		TOTAL (A)	APPEARED (PRE-SERVICE)		TOTAL (B)	TOTAL (A+B)
	Male	Female		Male	Female		
1 st Sem	20	5	25	8	23	31	56
2 nd Sem	19	5	24	8	23	31	55
3 rd Sem	19	4	23	8	22	30	53
4 th Sem	19	4	23	8	22	30	53

• **PASSED**

SEM	PASSED (IN-SERVICE)		TOTAL (A)	PASSED (PRE-SERVICE)		TOTAL (B)	TOTAL (A+B)
	Male	Female		Male	Female		
1 st Sem	6	3	9	3	11	14	23
2 nd Sem	11	3	14	3	22	25	39
3 rd Sem	14	4	18	6	22	28	46
4 th Sem	12	4	16	6	21	27	43



ACADEMIC SESSION

2019-21

- **ENROLLMENT**

No. of Male	No. of Female	Total
23	27	50

IN-SERVICE	PRE-SERVICE	Total
33 (Male-20, Female-13)	17 (Male-3, Female-14)	50

- 1st Semester : 50
- 2nd Semester : 47
- 3rd Semester : 46
- 4th Semester : 45

- **DROPPED**

Semester	IN-SERVICE	PRE-SERVICE	Total
1 st	2 (Male-2)	1 (Female-1)	3
2 nd	1 (Male)	0	1
3 rd	1 (Male)	0	1
4 th	-	-	-

- **RESULTS**


SEMESTER	PASS PERCENTAGE
1 st Semester	74.47%
2 nd Semester	100%
3 rd Semester	80%
4 th Semester	79.07%

- **APPEARED**

SEM	APPEARED (IN-SERVICE)		TOTAL (A)	APPEARED (PRE-SERVICE)		TOTAL (B)	TOTAL (A+B)
	Male	Female		Male	Female		
1 st Sem	18	13	31	3	13	16	47
2 nd Sem	17	13	30	3	13	16	46
3 rd Sem	16	13	29	3	13	16	45
4 th Sem	14	13	27	3	13	16	43

- **PASSED**

SEM	PASSED (IN-SERVICE)		TOTAL (A)	PASSED (PRE-SERVICE)		TOTAL (B)	TOTAL (A+B)
	Male	Female		Male	Female		
1 st Sem	9	11	20	2	13	15	35
2 nd Sem	17	13	30	3	13	16	46
3 rd Sem	12	11	23	2	11	13	36
4 th Sem	10	11	21	2	11	13	34



**ACADEMIC SESSION
2020-22**

• **ENROLMENT**

No. of Male	No. of Female	Total
14	36	50

IN-SERVICE	PRE-SERVICE	Total
12 (Male-8, Female-4)	38 (Male-6, Female-32)	50

- 1st Semester : 50
- 2nd Semester : 45
- 3rd Semester : 45
- 4th Semester : 44

• **DROPPED**

Semester	IN-SERVICE	PRE-SERVICE	Total
1 st	1 (Female-1)	4 (Female-4)	5
2 nd	-	-	0
3 rd	1 (Female-1)	-	1
4 th	-	-	-

• **RESULTS**

SEMESTER	PASS PERCENTAGE
1 st Semester	95.56%
2 nd Semester	100%
3 rd Semester	97.73%
4 th Semester	93.18%

• **APPEARED**

SEM	APPEARED (IN-SERVICE)		TOTAL (A)	APPEARED (PRE-SERVICE)		TOTAL (B)	TOTAL (A+B)
	Male	Female		Male	Female		
1 st Sem	8	3	11	6	28	34	45
2 nd Sem	8	2	10	6	28	34	44
3 rd Sem	8	2	10	6	28	34	44
4 th Sem	8	2	10	6	28	34	44

• **PASSED**

SEM	PASSED (IN-SERVICE)		TOTAL (A)	PASSED (PRE-SERVICE)		TOTAL (B)	TOTAL (A+B)
	Male	Female		Male	Female		
1 st Sem	6	3	9	6	28	34	43
2 nd Sem	8	2	10	6	28	34	44
3 rd Sem	7	2	9	6	28	34	43
4 th Sem	5	2	7	6	28	34	41



ACADEMIC SESSION

2021-23

• **ENROLLMENT**

No. of Male	No. of Female	Total
10	40	50

IN-SERVICE	PRE-SERVICE	Total
-	50 (Male-10, Female-40)	50

- 1st Semester : 50
- 2nd Semester : 49
- 3rd Semester : 49
- 4th Semester : 49

• **DROPPED**

Semester	IN-SERVICE	PRE-SERVICE	Total
1 st	-	1 (Female-1)	1
2 nd	-	-	-
3 rd	-	-	-
4 th	-	2 (Female-2)	2

• **RESULTS**

SEMESTER	PASS PERCENTAGE
1 st Semester	91.67%
2 nd Semester	73.47%
3 rd Semester	95.92%
4 th Semester	91.49%

• **APPEARED**

SEM	APPEARED (IN-SERVICE)		TOTAL (A)	APPEARED (PRE-SERVICE)		TOTAL (B)	TOTAL (A+B)
	Male	Female		Male	Female		
1 st Sem	-	-	-	9	39	48	48
2 nd Sem	-	-	-	10	39	49	49
3 rd Sem	-	-	-	10	39	49	49
4 th Sem	-	-	-	10	37	47	47

• **PASSED**

SEM	PASSED (IN-SERVICE)		TOTAL (A)	PASSED (PRE-SERVICE)		TOTAL (B)	TOTAL (A+B)
	Male	Female		Male	Female		
1 st Sem	-	-	-	8	36	44	44
2 nd Sem	-	-	-	7	29	36	36
3 rd Sem	-	-	-	8	39	47	47
4 th Sem	-	-	-	7	36	43	43



ACADEMIC SESSION
2022-24

• **ENROLLMENT**

No. of Male	No. of Female	Total
17	32	49

IN-SERVICE	PRE-SERVICE	Total
3 (Male-3)	46 (Male-14, Female-32)	49

- 1st Semester : 49
- 2nd Semester : 47
- 3rd Semester : 46
- 4th Semester : 46

• **DROPPED**

Semester	IN-SERVICE	PRE-SERVICE	Total
1 st	1 (Male-1)	2 (Male-1, Female-1)	3
2 nd	-	1 (Female-1)	2
3 rd	-	-	-
4 th	-	1 (Female-1)	1

• **RESULTS**

SEMESTER	PASS PERCENTAGE
1 st Semester	85.42%
2 nd Semester	97.83%
3 rd Semester	97.83%
4 th Semester	97.78%

• **APPEARED**

SEM	APPEARED (IN-SERVICE)		TOTAL (A)	APPEARED (PRE-SERVICE)		TOTAL (B)	TOTAL (A+B)
	Male	Female		Male	Female		
1 st Sem	2	-	2	14	32	46	48
2 nd Sem	2	-	2	14	30	44	46
3 rd Sem	2	-	2	14	30	44	46
4 th Sem	2	-	2	14	29	43	45

• **PASSED**

SEM	PASSED (IN-SERVICE)		TOTAL (A)	PASSED (PRE-SERVICE)		TOTAL (B)	TOTAL (A+B)
	Male	Female		Male	Female		
1 st Sem	1	-	1	11	29	40	41
2 nd Sem	1	-	1	14	30	44	45
3 rd Sem	2	-	2	14	29	43	45
4 th Sem	2	-	2	13	29	42	44



ACADEMIC SESSION

2023-25

• **ENROLLMENT**

No. of Male	No. of Female	Total
12	38	50

IN-SERVICE	PRE-SERVICE	Total
1 (Male-1)	49 (Male-11, Female-38)	50

- 1st Semester : 50
- 2nd Semester : 49
- 3rd Semester : 47
- 4th Semester : 47

• **DROPPED**

Semester	IN-SERVICE	PRE-SERVICE	Total
1 st	1 (Male-1)	-	1
2 nd	-	2 (1-Male, 1-Female)	2
3 rd	-	-	-
4 th	-	-	-

• **RESULTS**

SEMESTER	PASS PERCENTAGE
1 st Semester	87.76%
2 nd Semester	95.74%
3 rd Semester	97.88%
4 th Semester	95.74%

• **APPEARED**

SEM	APPEARED (IN-SERVICE)		TOTAL (A)	APPEARED (PRE-SERVICE)		TOTAL (B)	TOTAL (A+B)
	Male	Female		Male	Female		
1 st Sem	-	-	-	11	38	49	49
2 nd Sem	-	-	-	10	37	47	47
3 rd Sem	-	-	-	10	37	47	47
4 th Sem	-	-	-	10	37	47	47

• **PASSED**

SEM	PASSED (IN-SERVICE)		TOTAL (A)	PASSED (PRE-SERVICE)		TOTAL (B)	TOTAL (A+B)
	Male	Female		Male	Female		
1 st Sem	-	-	-	8	35	43	43
2 nd Sem	-	-	-	10	35	45	45
3 rd Sem	-	-	-	10	36	46	46
4 th Sem	-	-	-	10	35	45	45



ACADEMIC SESSION

2024-26

• **ENROLLMENT**

No. of Male	No. of Female	Total
11	39	50

IN-SERVICE	PRE-SERVICE	Total
1 (Male-1)	49 (Male-10, Female-39)	50

- 1st Semester : 50
- 2nd Semester : 47
- 3rd Semester : 44
- 4th Semester : 44

• **DROPPED**

Semester	IN-SERVICE	PRE-SERVICE	Total
1 st	-	2 (1-Male, 1-Female)	2
2 nd	1 (Male-1)	2 (2-Female)	3
3 rd	-	-	-
4 th	-	-	-

• **RESULTS**


SEMESTER	PASS PERCENTAGE
1 st Semester	100%
2 nd Semester	97.73%
3 rd Semester	84.09%
4 th Semester	

• **APPEARED**

SEM	APPEARED (IN-SERVICE)		TOTAL (A)	APPEARED (PRE-SERVICE)		TOTAL (B)	TOTAL (A+B)
	Male	Female		Male	Female		
1 st Sem	1	-	1	9	38	47	48
2 nd Sem	-	-	-	9	35	44	44
3 rd Sem	-	-	-	9	35	44	44
4 th Sem							

• **PASSED**

SEM	PASSED (IN-SERVICE)		TOTAL (A)	PASSED (PRE-SERVICE)		TOTAL (B)	TOTAL (A+B)
	Male	Female		Male	Female		
1 st Sem	1	-	1	9	38	47	48
2 nd Sem	-	-	-	9	37	43	43
3 rd Sem	-	-	-	7	30	37	37
4 th Sem							



ACADEMIC SESSION
2025-27

• **ENROLLMENT**

No. of Male	No. of Female	Total
12	38	50

IN-SERVICE	PRE-SERVICE	Total
1 (Male-1)	49 (Male-11, Female-38)	50

- 1st Semester : 50
- 2nd Semester : 50
- 3rd Semester :
- 4th Semester :

• **DROPPED**

Semester	IN-SERVICE	PRE-SERVICE	Total
1 st	-	-	-
2 nd	-	-	-
3 rd	-	-	-
4 th	-	-	-

• **RESULTS**

SEMESTER	PASS PERCENTAGE
1 st Semester	96%
2 nd Semester	
3 rd Semester	
4 th Semester	

• **APPEARED**

SEM	APPEARED (IN-SERVICE)		TOTAL (A)	APPEARED (PRE-SERVICE)		TOTAL (B)	TOTAL (A+B)
	Male	Female		Male	Female		
1 st Sem	1	-	1	11	38	49	50
2 nd Sem							
3 rd Sem							
4 th Sem							

• **PASSED**

SEM	PASSED (IN-SERVICE)		TOTAL (A)	PASSED (PRE-SERVICE)		TOTAL (B)	TOTAL (A+B)
	Male	Female		Male	Female		
1 st Sem	1	-	1	10	37	47	48
2 nd Sem							
3 rd Sem							
4 th Sem							

